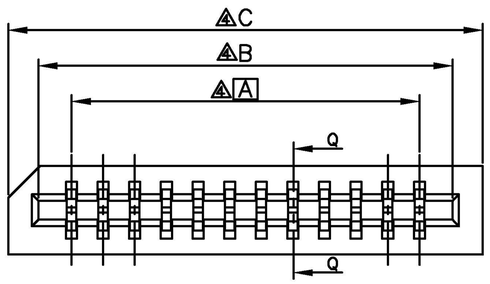

NOTES:

1.MATERIAL:
NYLON 46 (UL94V-O)
CONTACT: PHOPHOR BRONZE

2.PLATING: 1. TIN/LEAD 120u" MIN
OVER NICKEL
G: RoHS
Sn 100u" over Ni 50u"

3. PACKING: TUBE

4. DIM A=1mm* (CKT-1)
DIM B=DIM A+2.1mm
DIM C=DIM A+4mm

5. Part No.:

5430D X XX XX X

- X: S:Single Contact / D: Double Contact
- XX: No of contact 3 ~ 38
- XX: Space: Normal: ST / Reverse: SP (Special Layout)
- X: T: Tube Packing / R: T & R Packing

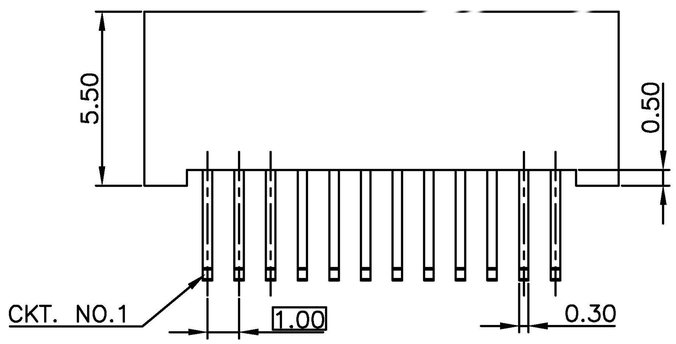

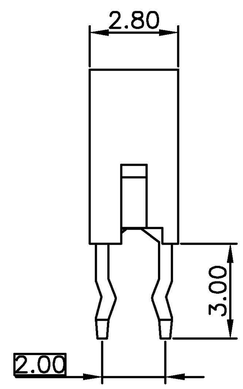

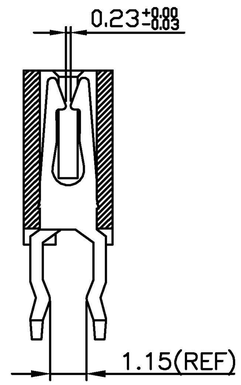

Q–Q SECTION

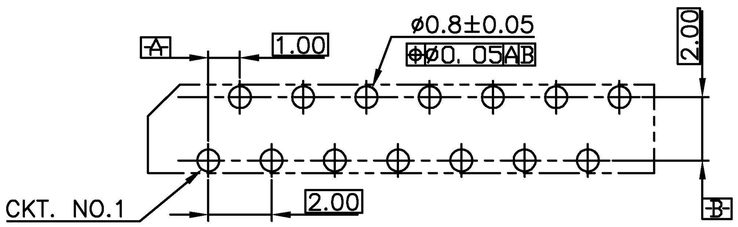

PC BOARD LAYOUT
COMPONENT SIDE
PCB T=0.6mm

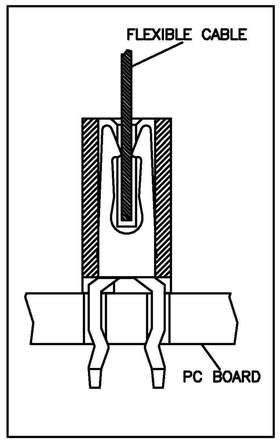

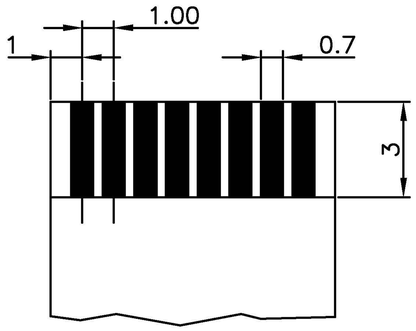

FFC/FPC DIMENSION
THICKNESS 0.26~0.32mm
TOLERANCE: 0.05mm

A	Revised A	2011/09/14
REV	Revision Record	Date
Revise Only On Cad System		

Customer Drawing

UNIT: mm

General Tolerances: Angle: ±2° Dim: 0.0 ±0.25; 0.00 ±0.20; 0.000 ±0.10

Drawn by | Chk'd by | Appr'd by | Scale 3 : 10

易昕企業有限公司
LEAMAX ENTERPRISE CO., LTD.

Date: 2011/10/28 | Sheet 1 of 1

Part no.: 5430D | REV: A

Title: FFC/FPC CONNECTOR NON–ZIF FOR DIP 1.00mm